



Coimisiún na Scrúduithe Stáit
State Examinations Commission

Leaving Certificate Examination 2013

Mathematics
(Project Maths – Phase 2)

Paper 1

Ordinary Level

Friday 7 June Afternoon 2:00 – 4:30

300 marks

Examination number

Centre stamp

Running total	
---------------	--

For examiner	
Question	Mark
1	
2	
3	
4	
5	
6	
7	
8	
Total	

Grade

Instructions

There are **three** sections in this examination paper:

Section A	Concepts and Skills	100 marks	4 questions
Section B	Contexts and Applications	100 marks	2 questions
Section C	Functions and Calculus (old syllabus)	100 marks	2 questions

Answer all eight questions.

Write your answers in the spaces provided in this booklet. You may lose marks if you do not do so. You may also ask the superintendent for more paper. Label any extra work clearly with the question number and part.

The superintendent will give you a copy of the *Formulae and Tables* booklet. You must return it at the end of the examination. You are not allowed to bring your own copy into the examination.

Marks will be lost if all necessary work is not clearly shown.

Answers should include the appropriate units of measurement, where relevant.

Answers should be given in simplest form, where relevant.

Write the make and model of your calculator(s) here:

Answer **all four** questions from this section.

Question 1

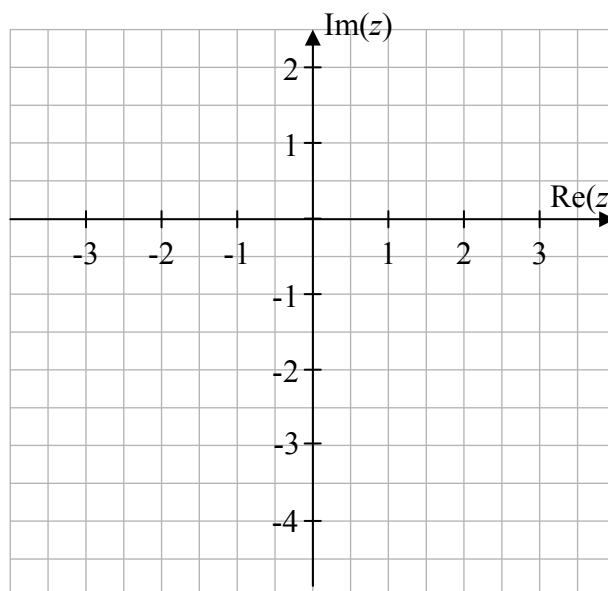
(25 marks)

Let $z_1 = 3 - 4i$ and $z_2 = 1 + 2i$, where $i^2 = -1$.

(a) Plot z_1 and z_2 on the Argand diagram over.

(b) From your diagram, is it possible to say that $|z_1| > |z_2|$?

Give the reason for your answer.



Answer:

Reason:

(c) Verify algebraically that $|z_1| > |z_2|$.

(d) Find $\frac{z_1}{z_2}$ in the form $x + yi$, where $x, y \in \mathbb{R}$.

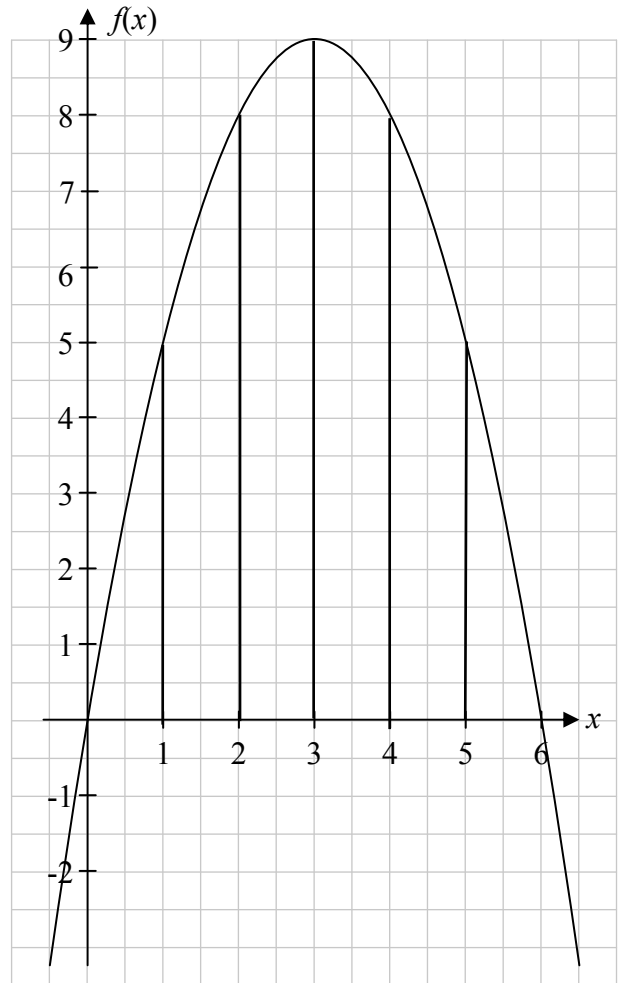
Question 2

(25 marks)

The diagram shows the graph of the function $f(x) = 6x - x^2$ in the domain $0 \leq x \leq 6$, $x \in \mathbb{R}$.

- (a) Find $f(0)$, $f(1)$, $f(2)$, $f(3)$, $f(4)$, $f(5)$ and $f(6)$. Hence, complete the table below.

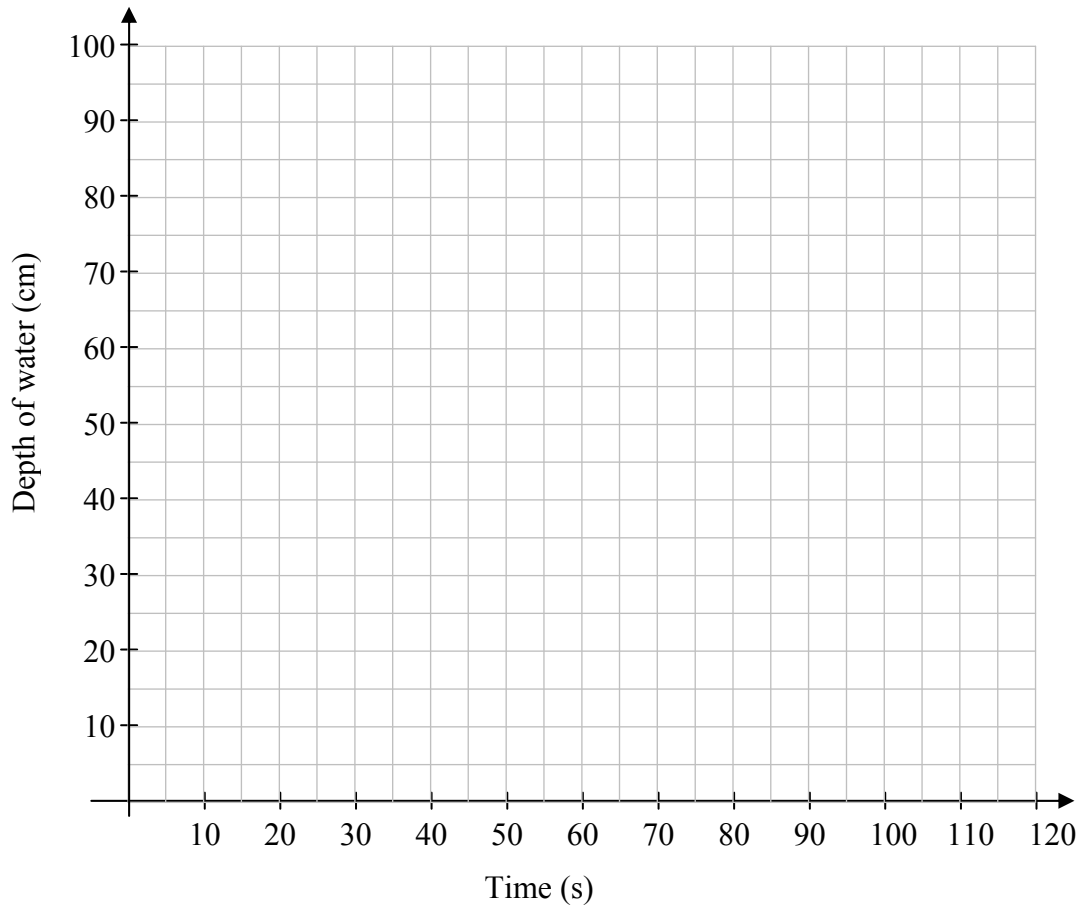
x	0	1	2	3	4	5	6
$f(x)$							



- (b) Use the trapezoidal rule to estimate the area of the region enclosed between the curve and the x -axis in the given domain.



(d) For each tank, draw the graph to represent the depth of water in the tank over the 2 minutes.



(e) Find, from your graphs, how much time passes before the depth of water is the same in each tank.


Answer: _____

(f) Verify your answer to part (e) using your formulas from part (c).




page	running
------	---------

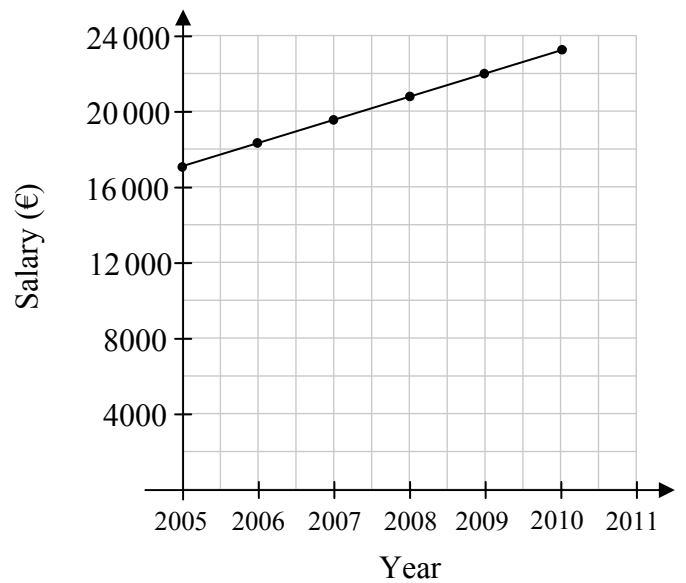

- (f) Find, in terms of n , a formula that gives the total amount earned by Peter from the first to the n^{th} year of the pattern.



- (g) Using your formula, or otherwise, find the total amount earned by Peter from the start of 2005 up to the end 2015.




- (h) Give one reason why the graph below is not an accurate way to represent Peter's salary over the period 2005 to 2011.



Question 8


(50 marks)

- (a) Given that $f(x) = 12 - x - x^2$, find the value of x for which $f'(x) = 0$, where $f'(x)$ is the derivative of $f(x)$.




- (b) Let $g(x) = x^3 - 9x^2 + 24x - 20$, where $x \in \mathbb{R}$.

- (i) Find the co-ordinates of the local maximum point and of the local minimum point of the function g .



- (ii) Hence, draw a sketch of the function g .





Leaving Certificate 2013 – Ordinary Level

Mathematics (Project Maths – Phase 2) – Paper 1

Friday 7 June

Afternoon 2:00 – 4:30